


5:1 Pablo Picasso's Idea of Cubism




Can You Find Parts Of The Head And Face In This Picture?

Eyes *Nose* *Mouth* *Ears* *Eyebrows* *Hair*



When You Look At The Front Of A Head, What Do You See?



When You Look At The Back Of Head, What Do You See?

5:2 Pablo Picasso's Idea of Cubism



This Picture is Drawn in a Style Called “Cubism”

Cubism was Invented by a Famous Artist Called Pablo
Picasso

In Cubism, The Artist Shows Objects In Many More
Ways Than We Can See Them In Real Life At One
Time

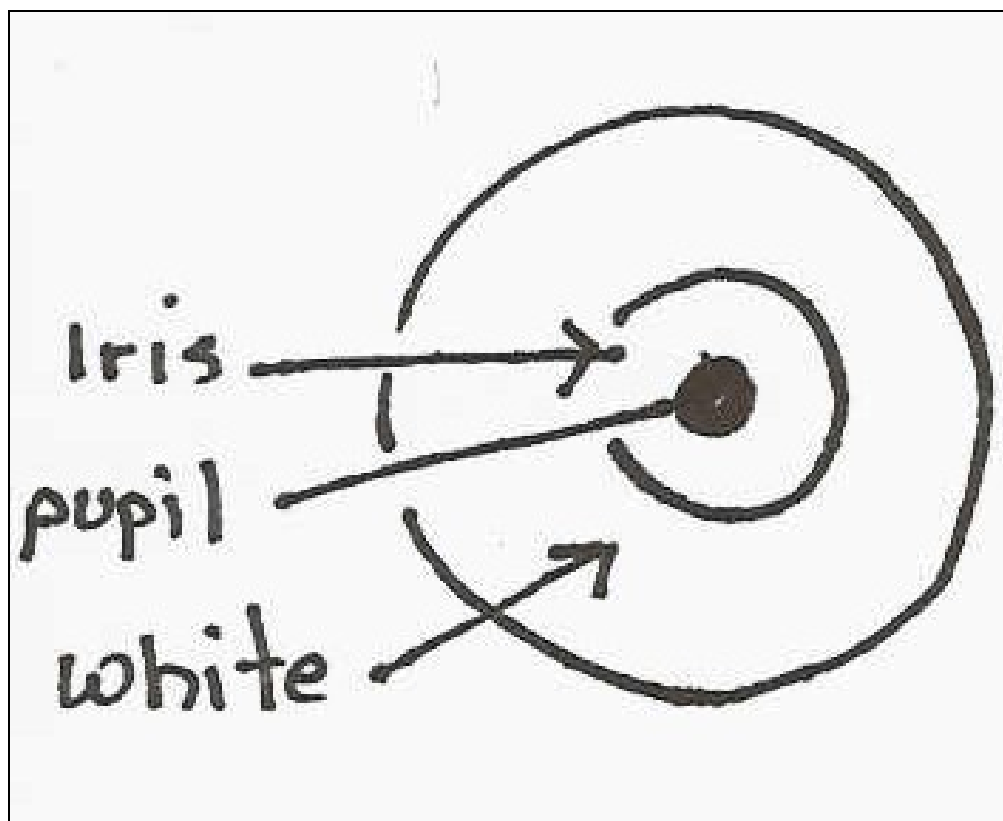
- Picasso knew you could only see one side of the head or body or part of an object at one time. What he did, however, was to paint all the sides at one time.
- That way you could have an eye facing front and an eye seen sideways. You could have more than one mouth, each from a different viewpoint of the face.
- You can place parts of the object in an abnormal position.
- Instead of two eyes next to each other, one eye could be at the top of the paper, the other at the bottom.

5:3a Drawing Eyes

In This Project, You Will Be Drawing Your Own Picture Of A Head And Face In The Cubist Style

Now I'm Going To Show You How To Draw Different Parts Of The Head And Face.

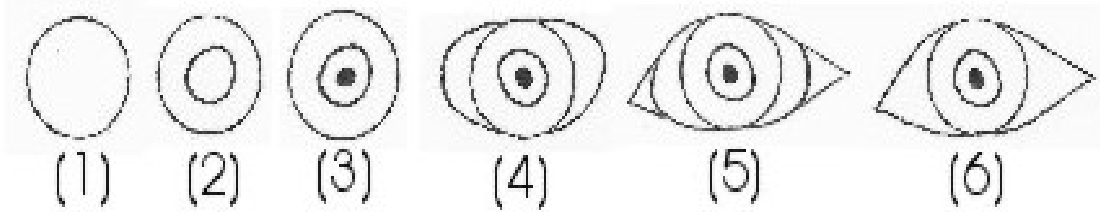
Let's Start With Eyes



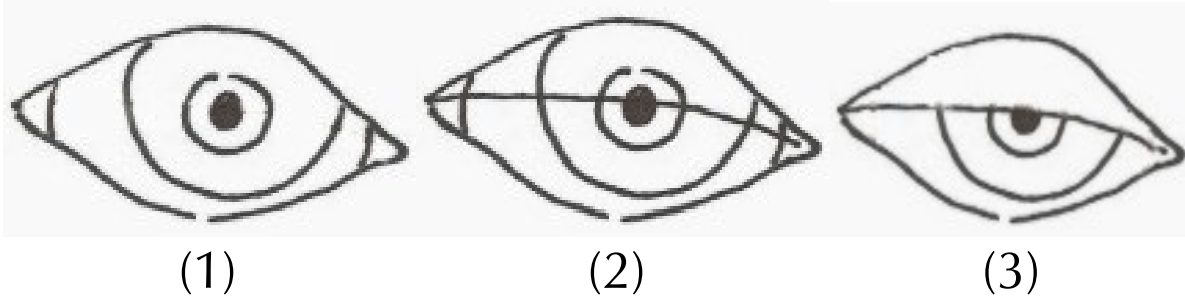
These Are The Different Parts Of The Eyeball

5:3b Drawing Eyes


We Can Draw Different Views Of The Eye



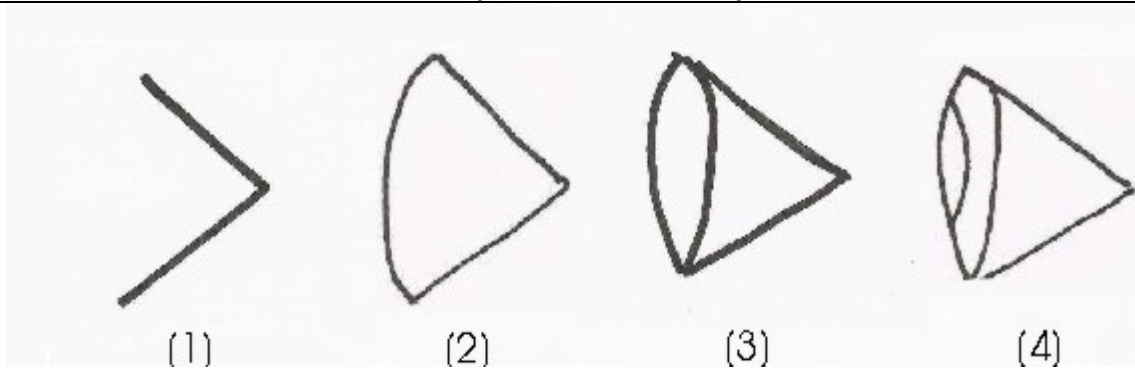
An Eyeball In An Eye Socket



An Eyelid Partially Covering An Eyeball




A Closed Eye – With Eyelashes



An Eye In Profile

5:3c Drawing Eyes



Here's How The Project Might Look After Drawing Different Eyes

Remember That In Cubism, You Can Draw All The Sides Of An Object At One Time.

So there can be more than two eyes, because each drawing of the eye can represent a different view of the same eye