


4:1 Introduce the Project

What Is This A Picture Of?



What Objects Can You Find In The Picture?

4:2a Making Grass from Triangles



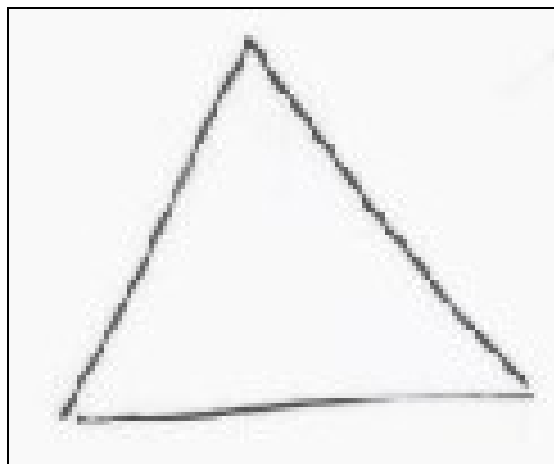
What Is This?

Is It “Vertical”, “Horizontal”, Or “Diagonal”?

Is it leaning to the left or to the right?

If you found this line in a picture, what do you think it could be?

In other words, could it be a tree, or an animal?

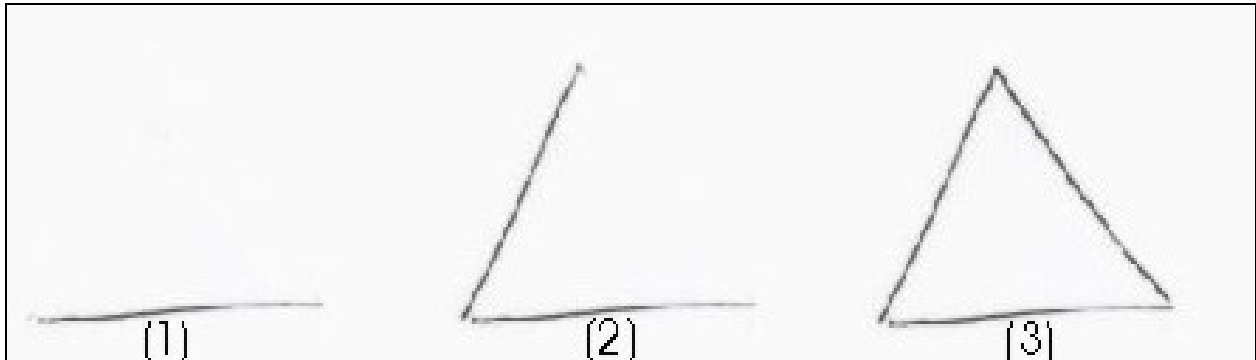


What Shape Did The Line Turn Into?

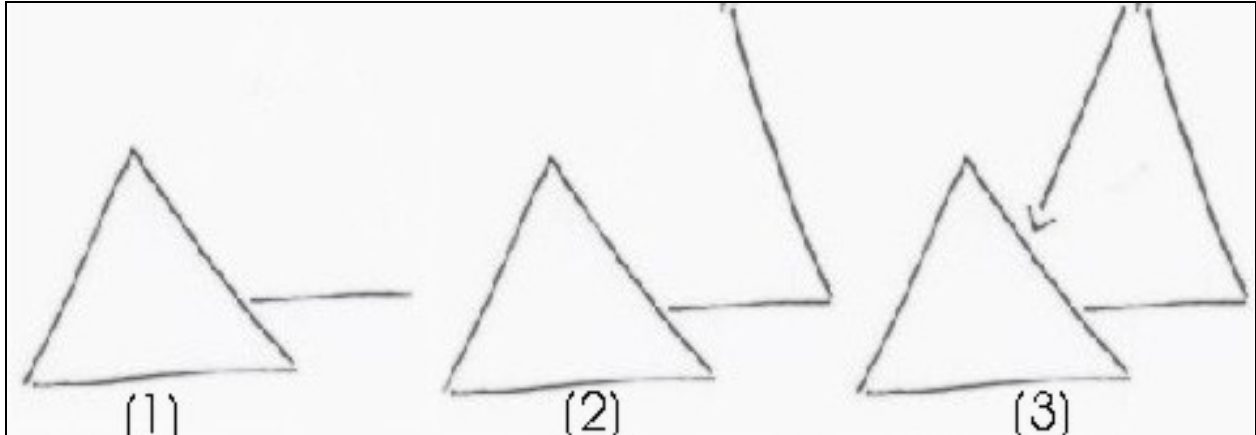
What objects can I make from a “triangle”?

4:2b Making Grass from Triangles

We Can Make Grass From Triangles



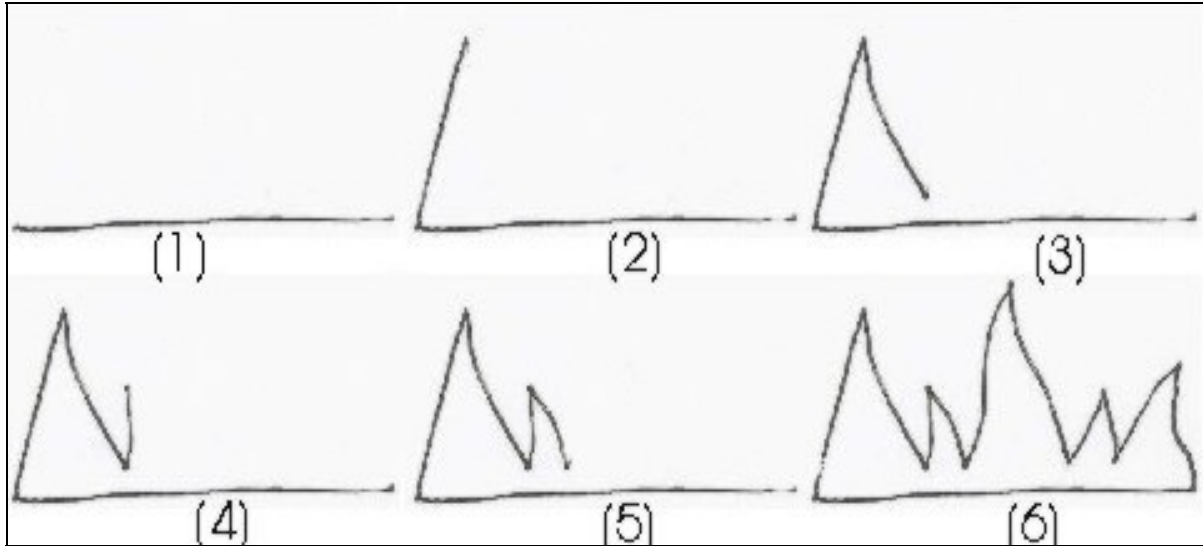
First We Make A Triangle - A Blade Of Grass



Then We Make Another Triangle - Another Blade Of Grass - Behind It


We hide part of the second triangle to make it look farther away and behind the first triangle.

4:2c Making Grass from Triangles



Or We Can Draw A Whole Row Of Grass Using Triangles That Connect To Each Other

We can draw these triangles “wiggly” to make them look more like grass,



Then We Can Add A Second Row Of Grass Behind The First Row

Notice the second row of grass is partially hidden to make it look farther away and behind the first row